


# AMIC/AMICLAB



In any professional audio installation, from the microphone to the speaker system, we can find several devices whose target is to “shape” the sound.

Nowadays, many of the required features can be supplied for any audio chain in a small space. So small that we can even fit them in the amplifier, the last-but-one element in the chain.

.AMIC and .AMICLAB constitute a simple and attractive way of configuring systems: all that is needed is a laptop computer, a mouse and a clear idea of the sound required for the application in question.

.AMIC comes as an accessory card for the DPA series line of Ecler amplifiers. AMICLAB is the interactive .AMIC card configuration software.

## What does the system offer?

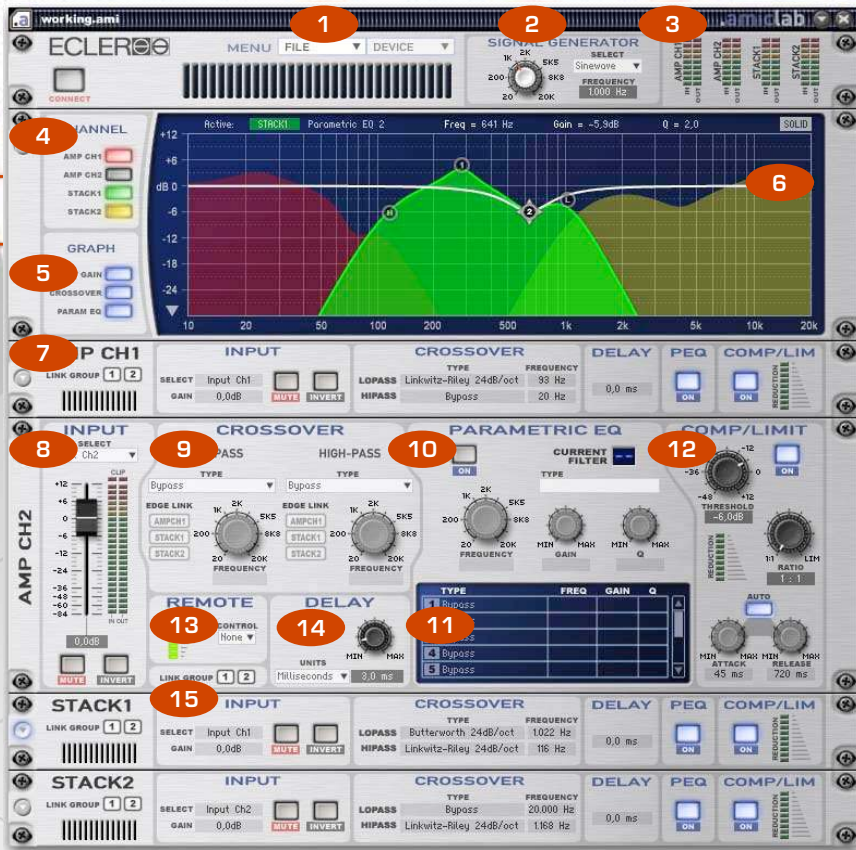
Complete flexibility on an 2 IN / 4 OUT audio processor. Each output is the result of applying the following processes to any of the selected input signals:

- Level adjustment: from AMICLAB or from a remote potentiometer.
- Channel separation.
- Parametric equalization.
- Delay.
- Compressor/limiter.
- Muting and phase reversal.

Each of the parameters involved in each process can be adjusted using the virtual buttons, faders or on the interactive display. By clicking on a point of edition on the selected filter curve it is possible to modify, for example, its Q, gain and frequency values. All changes can be perceived in real time if desired.

Once the system is adjusted, simply store the information on the .AMIC card, whether it is installed in the amplifier or not, using the supplied USB cable.






- 1 AMIC card and file management menus.
- 2 Built-in signal generator: pink noise, white noise, sine wave and polarity-tester.
- 3 VU meters: signal status display (input and output of each channel).
- 4 Channel display selector.
- 5 Parameter display selector.
- 6 Graphic editor/display showing parameter edition points.
- 7 Reduced channel showing main parameters.

**Expanded channel:**

- 8 Level adjustment fader on input signal selected from Input Channel1, Input Channel2, the sum of both or the signal coming from the integrated generator. Mute and invert.
- 9 Crossover section: 9 available filters (low pass and high pass) + bypass. Edge link with selected channel filter.
- 10 Parametric equalization section: up to 10 PEQs to be selected from a bank of 11 filters + bypass (11).
- 12 Compressor/limiter selection: Adjustment of Threshold, Ratio, Attack and Release values. Automatic mode.
- 13 Allocation of remote potentiometer and corresponding status display.
- 14 Delay: adjustment of up to 910 ms in steps of 20.83 microseconds. Adjustment possible in metres and centimetres.
- 15 Link Group: parameter link between channels. Copy of the parameters between channels assigned to the same group. Useful for stereo configurations.

AMIC / AMICLAB	Technical Characteristics		
<b>AMIC</b>  * Measuring AMIC as a independent device	Processing	A/D & D/A DSP Latency	24 bit, 48kHz 48 bits 0.585ms
	Input / Output:		2 Inputs / 4 outputs (2 internal & 2 external)
	Input Levels	Nominal Maximum	0dBV +12dBV
	Input attenuator		Stepless from -84dB to +12dB
	Input Impedance		balanced, 30kohm
	Stack Output impedance		300 ohm balanced
	CMRR (20Hz - 20kHz)		>60dB
	Distortion @ 0dBV 20Hz-20kHz		<0.008%
	Frequency Response (-0.3dB)		10Hz - 20kHz
	Noise from 20Hz to 20kHz		below -105dB
	Crosstalk (20Hz-20kHz)		better than -60dB CH1 to CH2 & Stack1 to Stack2
	Maximum Delay		910ms (312.5m) global for all 4 ch
	Delay resolution		20.83us (7mm)
	Compressor / Limiter	Threshold Ratio Attack time Release time	from -48dBV to +12dBV 1:1 to inf:1 (limiter) Auto or from 0.1ms to 150ms Auto or from 1ms to 5s.
	High & Low pass Crossover filters		Butterworth in 6/12/18/24dB/oct Bessel in 12/18/24dB/oct Linkwitz-Riley in 12/24dB/oct
	Parametric Eq types (10 max. per output)		-Bypass -Param. Eq. 20Hz-20kHz; -60/+12dB; Q from =.3 to 200 -Low & High Shelf 6/12 dB/oct -Low & High Pass 6/12 dB/oct -All-Pass 1/2 order
	Built In signal generator		-Sine (20Hz to 20kHz) -Polarity(20Hz to 20kHz) -Pink -White
Signal Mute			
Signal Polarity Invert			
Analog Volume remote control (0-10VDC)		0V= no attenuation (0dB) +10V= full attenuation (-inf.)	
Connectivity		USB 1.1 (2.0 compatible) Can provide supply to AMIC while programming	
<b>AMICLAB</b>	AMICLAB Software		-Realtime full GUI of all functions -Interactive graphical display -Real time metering at input / output -Save & Recall setup functions -Firmware update capability -Password protection
	Operating System		Windows 98SE; WMe; W2000 Prof. (SP4); XP Home (SP1); XP Prof. (SP1)
	Minimum AMIClab System Requirements		Pentium III 600MHz 128MB RAM 20MB HDD free space 800x600 dpi & 16bits color display

All the characteristics are subject to variation due to production tolerances. ECLER SA reserves the right to make changes or improvements in manufacturing or design that may affect specifications. V.06/2005



1965 - 2005



Motors, 166-168 08038 Barcelona - Spain - Domestic sales / Ventas España (+34) 902221400  
Export sales / Ventas Export (+34) 902331400 General calls (+34) 932238403 Fax (+34) 932238404

www.ecler.com

